



Google Play

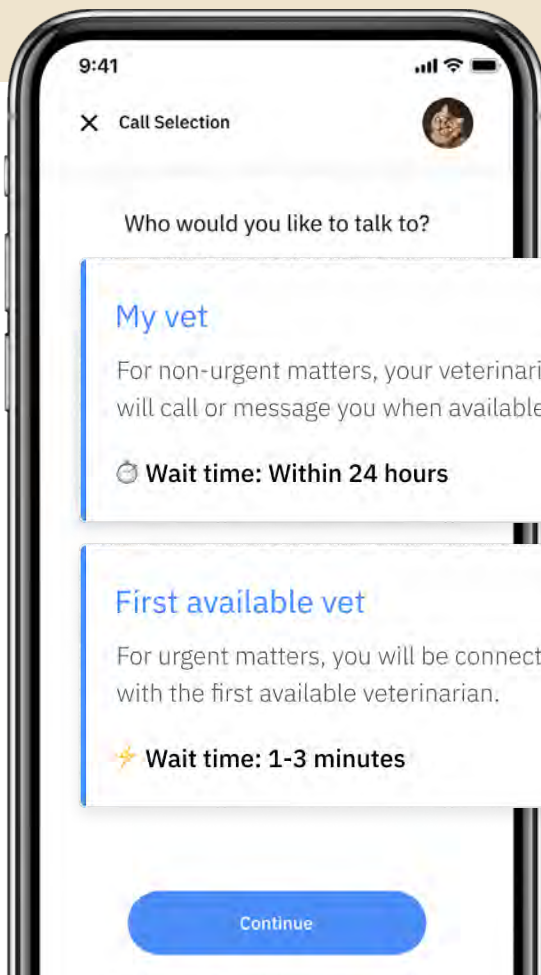
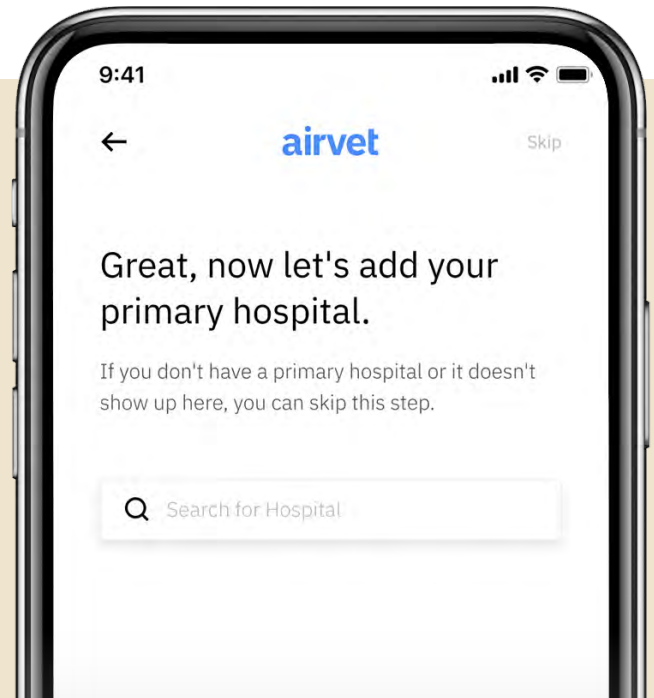


App Store

We are now using the new Airvet app to give clients access to care any time, anywhere. Connect with your own veterinarian or an in-network Airvet veterinarian within seconds to get answers, do follow-ups, and sometimes just to get reassurance during those “I don’t know if I should be freaking out or not!” moments.

### Here are the steps to get started:

- 1 Download Airvet available in the App store and Google Play Store
- 2 Create an account and when prompted, and **select your primary hospital**
- 3 Select your primary veterinarian
- 4 Complete your profile



#### Talk to your own veterinarian

Used for non-urgent matters like exam re-checks, post-ops, and to request a call from your primary vet. Your veterinarian will receive your message immediately and will call/message you back as soon as possible.

#### Talk to the first available veterinarian

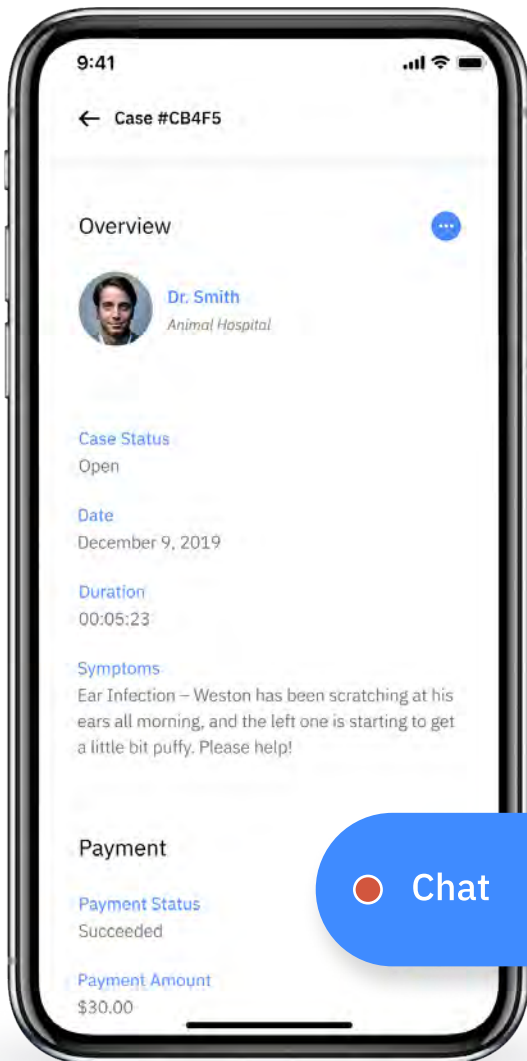
Used for urgent matters and for after-hours concerns. Connect with the first available veterinarian on-demand via live video and chat. This may or may not be your primary veterinarian.

# airvet

## In-Call Screen:

While you're on a call you can turn off your video to make it audio only. You can also chat and send pictures back and forth with the veterinarian while on a call!

Shortly after each call you'll receive a short summary of your call directly from the veterinarian, which you'll be able to find on your case page (below).



Mute your audio



Turn off your video (*we'll still hear you*)



Send and receive live chats during and after calls

## Chat with us:

Every Airvet case remains open for 72 hours. During these 72 hours, if you have any additional questions or want to check in with the vet after your call, you can chat with him/her by tapping on the blue chat icon, which you'll find on the bottom right corner of your case screen.

**Pet Care Anytime. Anywhere.**